


**Precise non-contact
temperature measurement
from -50 °C to 975 °C**

Features:

- One of the smallest infrared sensors worldwide with 22:1 optical resolution
- Rugged and usable up to 180 °C ambient temperature without cooling
- Separate electronics with easy accessible programming keys and LCD backlit display
- Selectable analog output: 0/4–20 mA, 0–5 V, 0–10 V, thermocouple type K or J
- Optional USB, RS485, RS232 interface, relay outputs (2 x optically isolated), CAN-Bus, Profibus DP, Ethernet
- Installation of up to 32 sensing heads
- CTEX: Explosion proof version (ATEX) 



General specifications

Environmental rating	IP 65 (NEMA-4)
Ambient temperature ¹⁾	-20 °C ... 180 °C (130 °C to LT02) (sensing head) -20 °C ... 85 °C (electronics)
Storage temperature	-40 °C ... 130 °C (sensing head) -40 °C ... 85 °C (electronics)
Relative humidity	10–95 %, non condensing
Vibration (sensor)	IEC 68-2-6: 3 G, 11–200 Hz, any axis
Shock (sensor)	IEC 68-2-27: 50 G, 11 ms, any axis
Weight	40 g (sensing head) / 420 g (electronics)

Electrical Specifications

Outputs / analog	Channel 1: 0/4–20 mA, 0–5/ 10 V, thermocouple J, K Channel 2: sensind head temperature (-20 °C ... 180 °C as 0–5 V or 0–10 V), alarm output
Output / alarm	24 V / 50 mA (open collector)
Optional	Relay: 2 x 60 V DC/ 42 V AC _{eff} ; 0.4 A; optically isolated
Outputs / digital	USB, RS232, RS485, CAN, Profibus DP, Ethernet (optional)
Output impedances	mA max. 500 Ω (with 8–36 V DC) mV min. 100 kΩ load impedance thermocouple 20 Ω
Inputs	Programmable functional inputs for external emissivity adjustment, ambient temperature compensation, trigger (reset of hold functions)
Cable length	1 m (standard), 3 m, 8 m, 15 m
Power Supply	8–36 V DC
Current draw	Max. 100 mA

Measurement specifications

Temperature range (scalable via programming keys or software)	-50 °C ... 975 °C (LT22) -50 °C ... 600 °C (LT15) -50 °C ... 600 °C (LT02)
Spectral range	8–14 μm
Optical resolution (90 % energy)	22:1 (precision glass optics) 15:1 (precision glass optics) 2:1 (with flat front window)
CF-lens (optional)	0.6 mm @ 10 mm (with LT22) 0.8 mm @ 10 mm (with LT15) 2.5 mm @ 23 mm (with LT02)
System accuracy ^{2),3)} (at ambient temp. 23 ±5 °C)	±1 % or ±1 °C
Repeatability ^{2),3)} (at ambient temp. 23 ±5 °C)	±0.5 % or ±0.5 °C
Temperature resolution (display)	0.1 K
NETD ^{3),4)}	0.05 K (LT22 / LT15) 0.1 K (LT02)
Response time	150 ms (95 %)
Emissivity/ Gain (adjustable via programming keys or software)	0.100–1.100
Transmissivity/ Gain (adjustable via programming keys or software)	0.100–1.100
Signal processing (parameter adjustable via programming keys or software, respectively)	Peak hold, valley hold, average; extended hold function with threshold and hysteresis
Software	optris® Compact Connect

¹⁾ The LCD displays capacity may be limited at ambient temperatures below 0 °C.

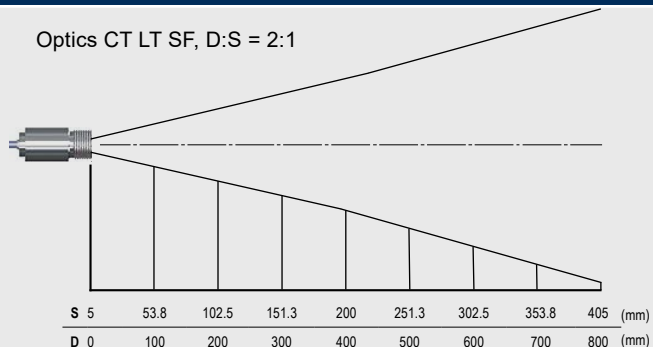
²⁾ Whichever is greater

³⁾ At object temperatures >0 °C, ε = 1

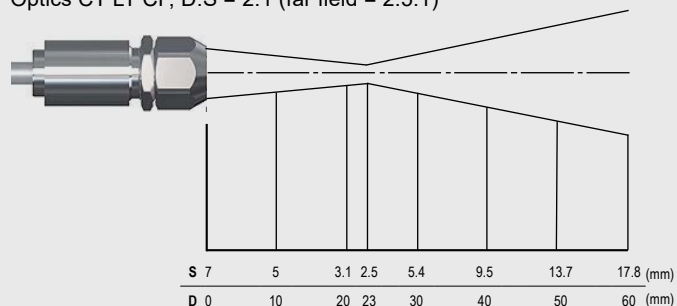
⁴⁾ At time constant 200 ms and T_{Obj} 25 °C

Optical specifications

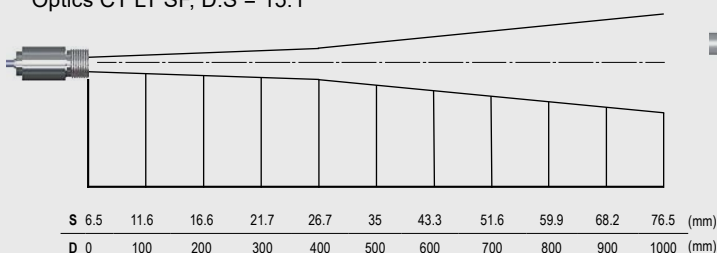
Optics CT LT SF, D:S = 2:1



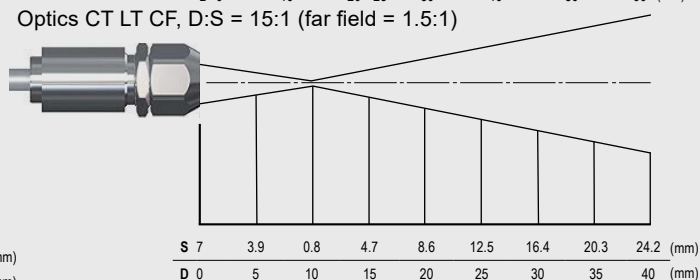
Optics CT LT CF, D:S = 2:1 (far field = 2.5:1)



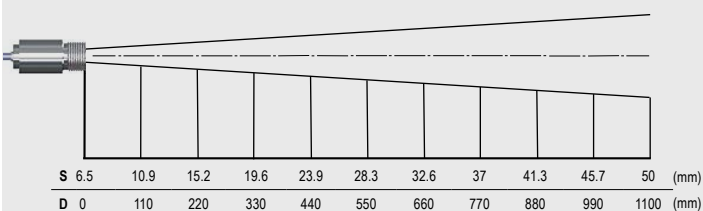
Optics CT LT SF, D:S = 15:1



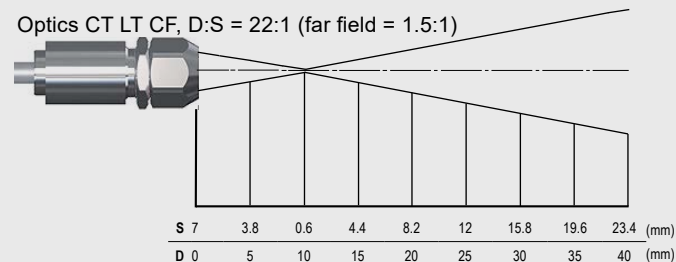
Optics CT LT CF, D:S = 15:1 (far field = 1.5:1)



Optics CT LT SF, D:S = 22:1

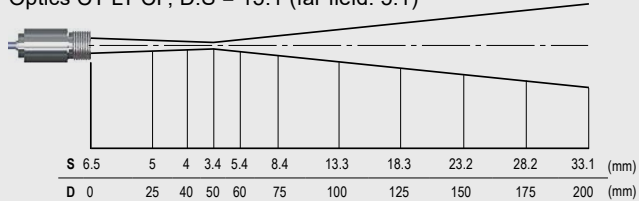


Optics CT LT CF, D:S = 22:1 (far field = 1.5:1)

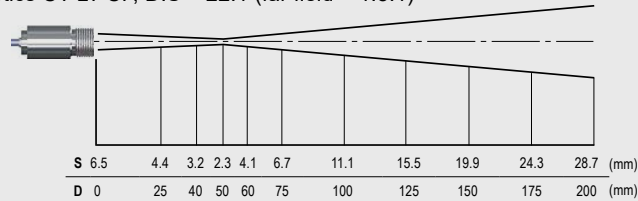


Versions with built-in CF lenses, head length: 32 mm

Optics CT LT CF, D:S = 15:1 (far field: 5:1)

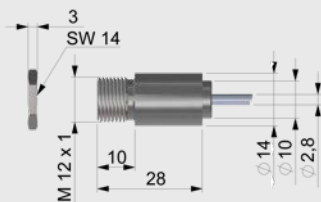


Optics CT LT CF, D:S = 22:1 (far field: 1.5:1)

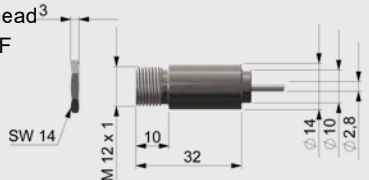


Dimensions

Sensing head (standard)



Sensing head³ (built-in CF lenses)



Electronics

